Apple ipad 5 brush but

[Faulty model]: Apple ipad 5

[Fault phenomenon]: Brush but

[Maintenance process]: I received the Ipad5 tablet sent by the customer. The fault description is a software problem. We did not respond to the plug-in. Since the customer said that it is a software problem, let's take a look at the computer and it is actually the DFU mode. .



After the customer has been informed that Recovery is required, Recovery will report an error after 22%.

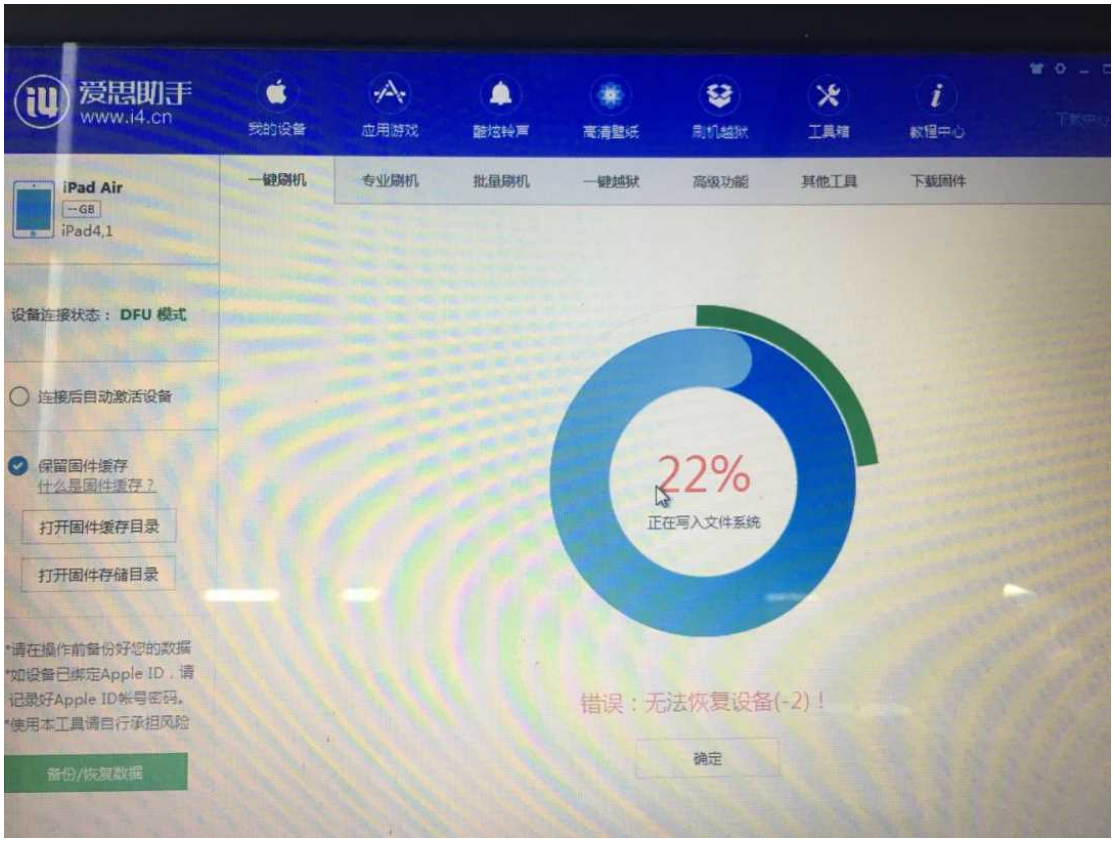

After repeated Recovery, it was found that the error was not the same every time, and at most 60% was reported.



It seems that it is a motherboard problem. I removed the screen and the motherboard and found that the motherboard is a repaired machine. The NAND has already been moved.



Still a white disk, ipad5 has a lot of motherboards that only recognize black disk.So there are a lot of people who can expand the white plate and brush it, but also found that the capacitor resistance next to the SDRAM has The solder tin extruded traces.



First remove the NAND, try another black disk, remove the NAND and find that it has also dropped the line.



And still use low-temperature soldering, the glue is not clean, you can't stand it.



Re-repair circuit line, remove the glue.Replace the black disk, test the Recovery again, and find that the fault remains.Remove the NAND again, play solder pad diode value, VCC, all are normal.So the problem is now locked in the SDRAM, because the SDRAM The solder tin extruded was discovered at the beginning.

Remove the SDRAM directly.



It was found that the SDRAM may be overturned, and it is still glued afterwards, because there is no glue in the middle of the chip, only four weeks, obviously the glue of the back seal.



After processing the residual glue, on SDRAM, again Recovery

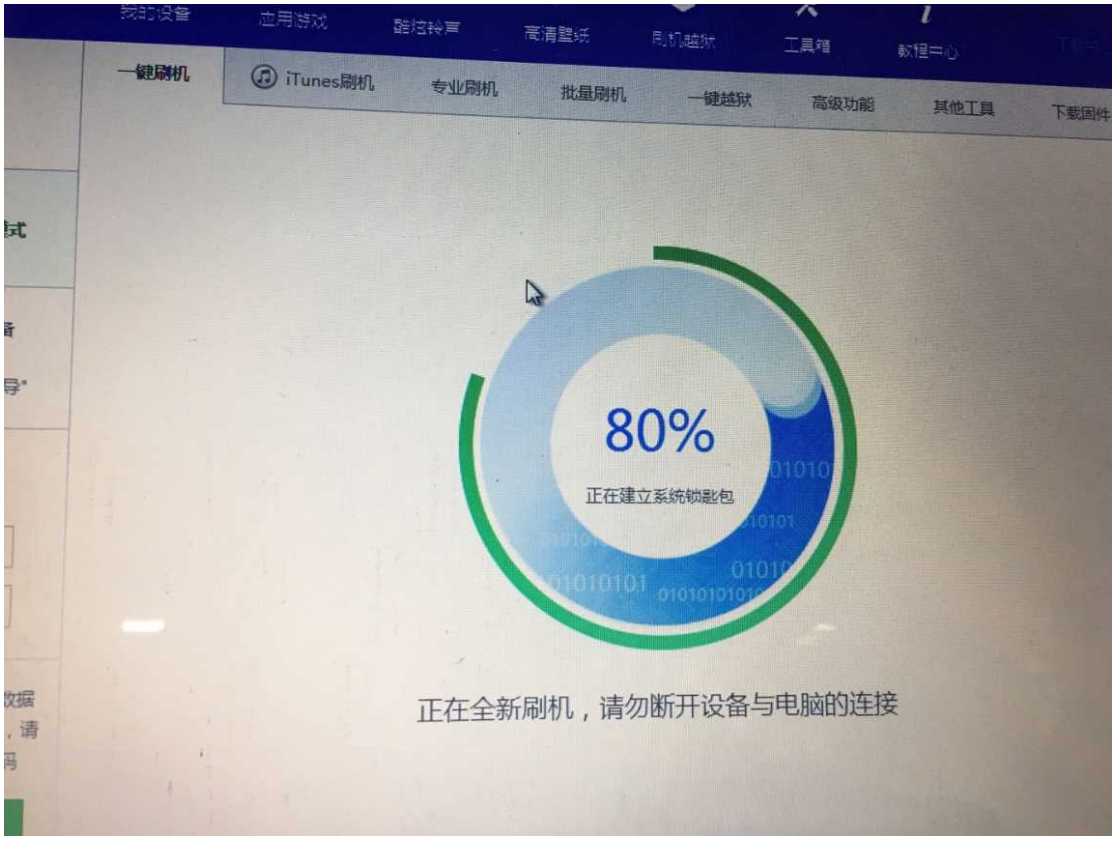

Finally, the Recovery can reach more than 60%.



Complete the Recovery.The tablet is turned on directly, and the repair is over.


返回
激活锁
此 iPad 已链接到一个 Apple ID。请输入设置此 iPad 的 Apple ID 和密码。2●●●●●@qq.com
Apple ID
密码
必填
激活锁帮助